

Fastening Solutions

SIMPSON







Strong-Tie



When performance is critical

Sometimes you need a fastener that does more. Maybe you're looking for higher loads or additional corrosion resistance, or perhaps an installation method that saves time on a repetitive application. Whatever it is, you are no longer looking for just a fastener, what you are really looking for is a solution.

When faced with such challenges look to Simpson Strong-Tie. We specialise in these performance-critical challenges, offering fasteners and installation systems that uniquely suit the applications for which they are intended. By blending field research with insightful design and the highest-quality materials, we are able to offer premium fastening products with the features that ensure a successful result for almost any application.

Application	Fastening to	Screw
INEX > FLOOR	Softwood & Hardwood Joist	 SSDHSD50S 10g x 50mm 305 stainless steel
	Steel Joists (1.2-3.0mm thick)	 SSBFHSD2SA 10g x 50mm 316 stainless steel
INEX > WEATHERBOARD INEX > RENDERBOARD		 CBSDGL158SA 10g x 42mm class 3 mech. galv.
	Softwood & Hardwood Frame	 SSDHSD50S 10g x 50mm 305 stainless steel
	Steel Frame (1.2-3.0mm thick)	 SSBFHSD2SA 10g x 50mm 316 stainless steel
	Steel Frame (0.8-2.4mm thick)	 CBSDGL158SA 8g x 42mm class 3 mech. galv.

